

# SPECIFICATION 产品规格书

REFOND P/N 产品型号


RF-Q30SA\*\*A-24-J2

R&D 研发

Mass Product

## Contents 目錄

|  |    |
|--|----|
| 1. Description 产品介绍.....                                 | 3  |
| 1.1 General Description 产品描述.....                        | 3  |
| 1.2 Features 产品特点.....                                   | 3  |
| 1.3 Application 产品应用.....                                | 3  |
| 1.4 Package Dimension 封装尺寸.....                          | 4  |
| 1.5 Product Parameters 产品参数.....                         | 5  |
| 1.6 The C.I.E Chromaticity Diagram CIE 色度图.....          | 7  |
| 1.7 Typical optical characteristics curves 典型光学特性曲线..... | 9  |
| 2. Packaging 产品包装.....                                   | 13 |
| 2.1 Packaging Specification 包装规格.....                    | 13 |



## 1. Description 产品介绍

### 1.1 产品描述

The White LED which was fabricated using a blue chip and the phosphor  
该产品为白光 LED 芯片，是由蓝光芯片激发荧光粉而形成，产品尺寸 3.0



### 1.4 Package Dimension 封装尺寸

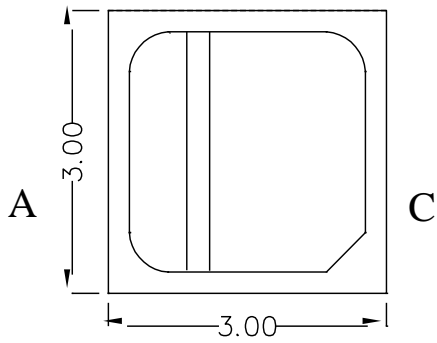


Fig.1-1 Top view

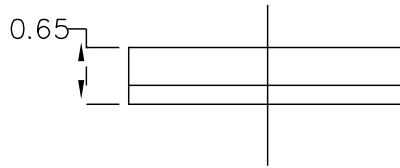


Fig.1-2 Side view

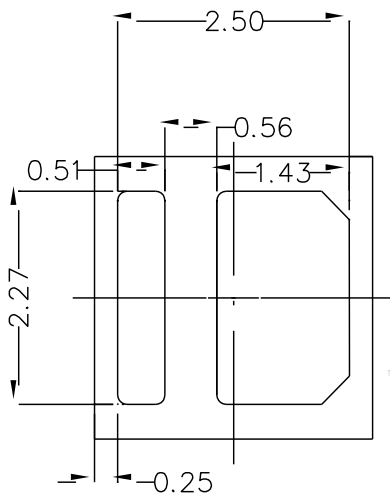


Fig.1-3 Bottom view

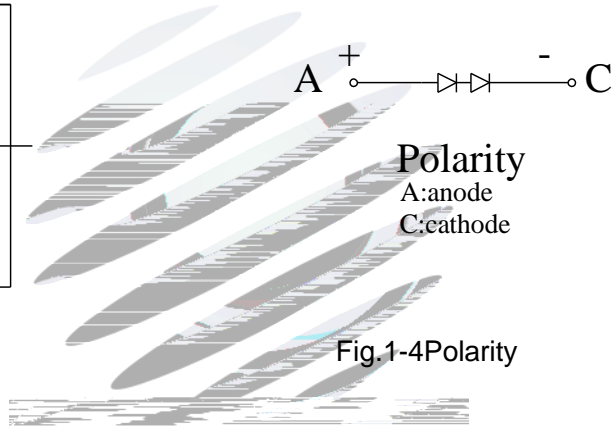


Fig.1-4 Polarity

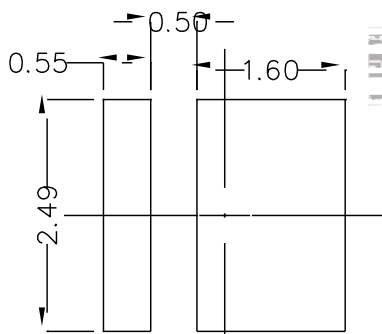


Fig.1-5 Soldering patterns

#### Notes 备注:

1. All dimensions units are millimeters. 所有尺寸标注单位为毫米
2. All dimensions tolerances are  $\pm 0.05\text{mm}$  unless otherwise noted. 除特别标注外, 所有尺寸公差为  $\pm 0.05$  毫米

## 1.5 Product Parameters 产品参数

Table 1-1 Electrical / Optical Characteristics at Ts=25°C 电性与光学特性

| Product<br>产品型号                   |          | Symbol<br>符号   | test condition<br>测试条件 | Value |      |      | unit<br>单位 |
|-----------------------------------|----------|----------------|------------------------|-------|------|------|------------|
|                                   |          |                |                        | Min.  | Max. | Typ. |            |
| Forward Voltage                   | Rank R1  | V <sub>f</sub> | I <sub>F</sub> =150mA  | 5.8   | 6.0  | ---  | V          |
|                                   | Rank R2  |                |                        | 6.0   | 6.2  | ---  | V          |
|                                   | Rank S1  |                |                        | 6.2   | 6.4  | ---  | V          |
| RF-Q30SA27A-24-J2<br>(2580-2850K) | Rank FC6 | Φ              | I <sub>F</sub> =150mA  |       | 150  |      |            |
|                                   | Rank FC7 |                |                        |       | 160  |      |            |
| RF-Q30SA30A-24-J2<br>(2850-3210K) | Rank FC7 | Φ              | I <sub>F</sub> =150mA  |       | 160  |      |            |
|                                   | Rank FC8 |                |                        |       | 170  |      |            |
| RF-Q30SA40A-24-J2<br>(3690-4255K) | Rank FC7 | Φ              | I <sub>F</sub> =150mA  | 150   | 160  | 165  | lm         |
|                                   | Rank FC8 |                |                        | 160   | 170  |      | lm         |
|                                   | Rank FC9 |                |                        | 170   | 180  |      | lm         |
| RF-Q30SA50A-24-J2<br>(4700-5350K) | Rank FC7 | Φ              | I <sub>F</sub> =150mA  | 150   | 160  | 165  | lm         |
|                                   | Rank FC8 |                |                        | 160   | 170  |      | lm         |
|                                   | Rank FC9 |                |                        | 170   | 180  |      | lm         |
| RF-Q30SA57A-24-J2<br>(5260-6155K) | Rank FC7 | Φ              | I <sub>F</sub> =150mA  | 150   | 160  | 165  | lm         |
|                                   | Rank FC8 |                |                        | 160   | 170  |      | lm         |
|                                   | Rank FC9 |                |                        | 170   | 180  |      | lm         |
|                                   | Rank FC7 | Φ              | I <sub>F</sub> =150mA  | 150   | 160  | 165  | lm         |

Table 1-2 Absolute Maximum Ratings at Ts=25°C 绝对最大值

| Parameter (参数)                    | Symbol (符号) | Rating (值) | Units (单位) |
|-----------------------------------|-------------|------------|------------|
| Power Dissipation (功耗)            | $P_D$       | 1200       | mW         |
| Forward Current (正向电流)            | $I_F$       | 200        | mA         |
| Peak Forward Current (峰值电流)       | $I_{FP}$    | 240        | mA         |
| Reverse Voltage (反向电压)            | $V_R$       | 10         | V          |
| Electrostatic Discharge(HBM) (静电) | $E_{SD}$    | 2000       | V          |
| Operating Temperature (操作温度)      | $T_{OPR}$   | -40 ~ +100 |            |
| Storage Temperature (储存温度)        | $T_{OPR}$   | -40 ~ +100 |            |
| Junction Temperature (结温)         | $T_J$       | 125        |            |

## Notes 备注:

- 1/10 Duty cycle, 0.1ms pulse width. 脉宽0.1ms,占空比1/10.
- The above forward voltage measurement allowance tolerance is  $\pm 0.1V$ . 以上所示电压测量误差 $\pm 0.1V$ .
- The above color coordinates measurement allowance tolerance is  $\pm 0.005$ . 以上所示坐标测量误差  $\pm 0.005$ .
- The above luminous intensity measurement allowance tolerance  $\pm 10\%$ . 上述发光强度的测试允许公差为  $\pm 10\%$ .
- Care is to be taken that power dissipation does not exceed the absolute maximum rating of the product. 使用功率不能超过规定的最大值。
- All measurements were made under the standardized environment of Refond. 所有测试都是基于瑞丰现有的标准测试平台。
- When the LEDs are in operation the maximum current should be decided after measuring the package temperature, junction temperature should not exceed the maximum rate. LED 使用的最大电流需要根据散热条件确定, 结温不能超过最大值。
- ESD yield is over 90% at 2000V ESD (HBM). ESD protection during products handing is needed. 90%的LED 通过人体模式ESD2000V 测试, 在操作时请注意静电防护。

## 1.6 The C.I.E Chromaticity Diagram CIE 色度图





Fig 1-6 The C.I.E Chromaticity Diagram CIE色度图

### Bin data

ANSI 5-Step

## ANSI 7-Step

| Bin Code | X1     | Y1     | X2     | Y2     | X3     | Y3     | X4     | Y4     | X5     | Y5     |
|----------|--------|--------|--------|--------|--------|--------|--------|--------|--------|--------|
| 27HA     | 0.4813 | 0.4319 | 0.4681 | 0.4288 | 0.4640 | 0.4213 | 0.4662 | 0.4121 | 0.4702 | 0.4130 |
| 27HB     | 0.4562 | 0.4260 | 0.4467 | 0.4075 | 0.4494 | 0.4081 | 0.4640 | 0.4213 | 0.4681 | 0.4288 |
| 27HC     | 0.4373 | 0.3893 | 0.4477 | 0.3917 | 0.4516 | 0.3988 | 0.4494 | 0.4081 | 0.4467 | 0.4075 |
| 27HD     | 0.4593 | 0.3944 | 0.4702 | 0.4130 | 0.4662 | 0.4121 | 0.4516 | 0.3988 | 0.4477 | 0.3917 |
| 30HA     | 0.4570 | 0.4263 | 0.4422 | 0.4209 | 0.4394 | 0.4148 | 0.4431 | 0.4063 | 0.4475 | 0.4079 |
| 30HB     | 0.4299 | 0.4165 | 0.4223 | 0.3989 | 0.4245 | 0.3997 | 0.4394 | 0.4148 | 0.4422 | 0.4209 |
| 30HC     | 0.4147 | 0.3814 | 0.4255 | 0.3852 | 0.4283 | 0.3912 | 0.4245 | 0.3997 | 0.4223 | 0.3989 |
| 30HD     | 0.4381 | 0.3896 | 0.4475 | 0.4079 | 0.4431 | 0.4063 | 0.4283 | 0.3912 | 0.4255 | 0.3852 |
| 40HA     | 0.4013 | 0.4049 | 0.3860 | 0.3952 | 0.3851 | 0.3918 | 0.3922 | 0.3861 | 0.3959 | 0.3884 |
| 40HB     | 0.3736 | 0.3874 |        |        |        |        |        |        |        |        |





### 1.7 Typical optical characteristics curves 典型光学特性曲线

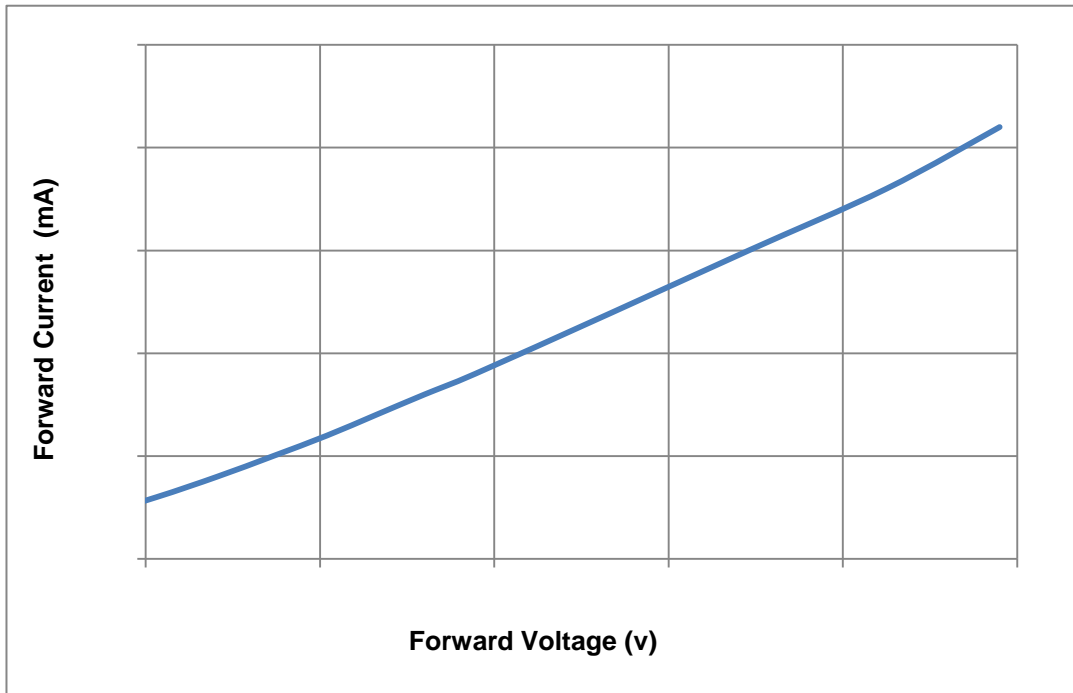


Fig 1-7 Forward Voltage Vs. Forward Current 伏安特性曲线  $T_s=25^{\circ}\text{C}$



Fig 1-8 Forward Current Vs. Relative Intensity 正向电流与相对光强特性曲线  $T_s=25^{\circ}\text{C}$

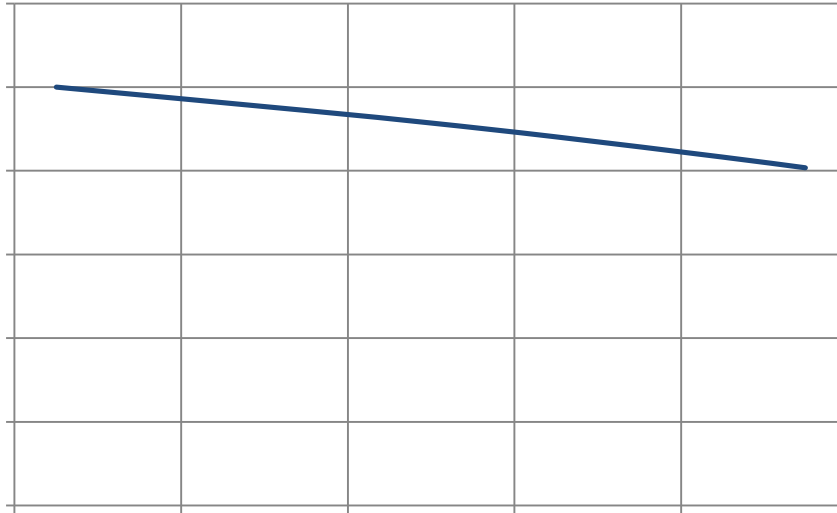


Fig 1-9 Solder Temperature Vs Relative Intensity 管脚温度与相对光强特性曲线




Fig 1-10 Solder Temperature Vs. Forward Current 管脚温度与正向电流特性曲线

Fig 1-11 Forward Voltage Vs Solder Temperature 电压与管脚温度特性曲线

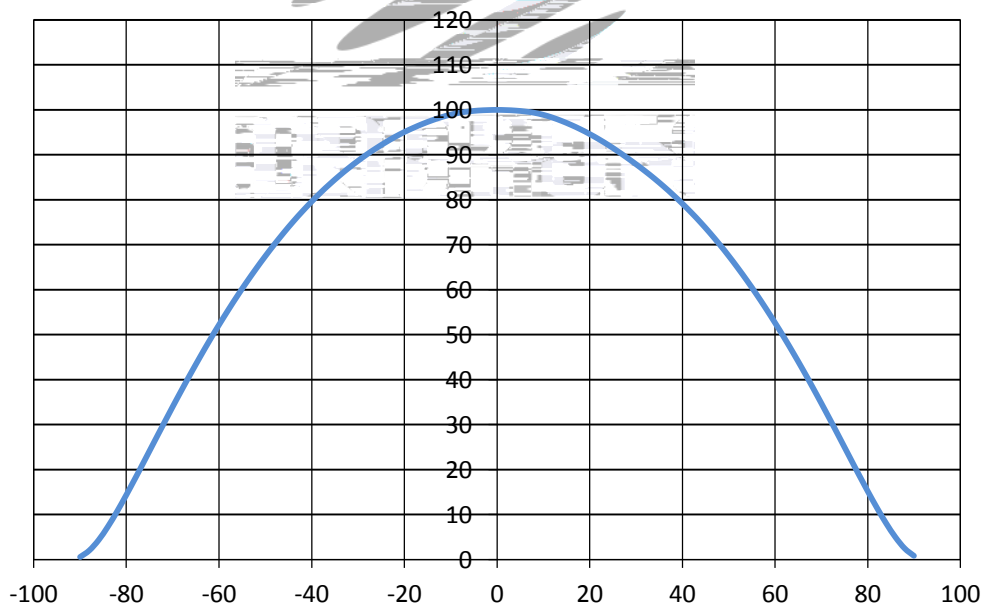



Fig 1-12 Radiation diagram 辐射特性曲线



## 2. Packaging 产品包装

### 2.1 Packaging Specification 包装规格

Package:5000pcs/reel.包装每卷 5000pcs。

#### 2.1.1 Carrier Tape Dimension 载带尺寸


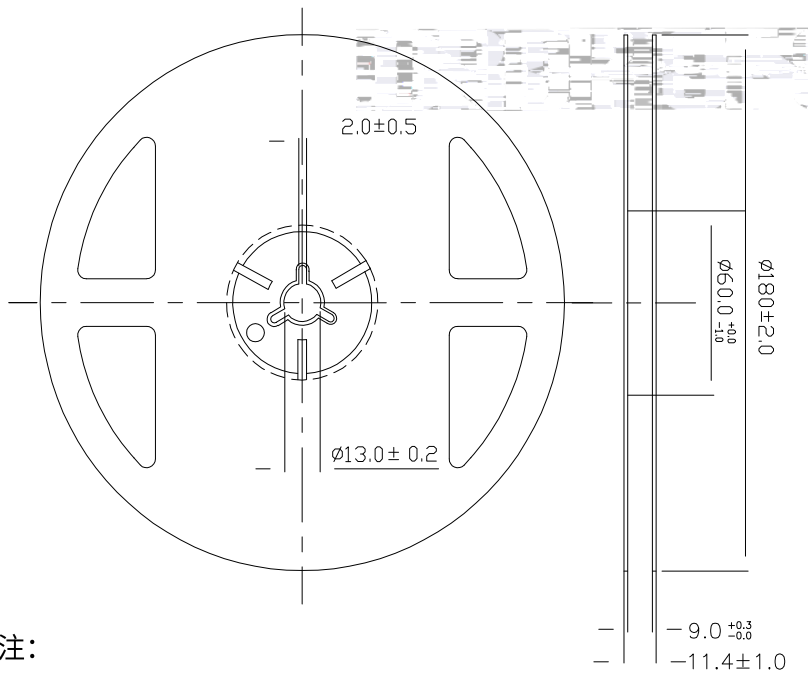


Fig.2-1 Carrier Tape Dimension 载带尺寸

#### 2.1.2 Reel Dimension 卷盘尺寸



Notes 备注:

The tolerances unless mentioned  $\pm 0.1$ mm. Unit : mm 注:未注公差为 $\pm 0.1$ 毫米, 单位:毫米。

### 2.1.3 Label Form Specification 标签规格

Table 2-2 Title

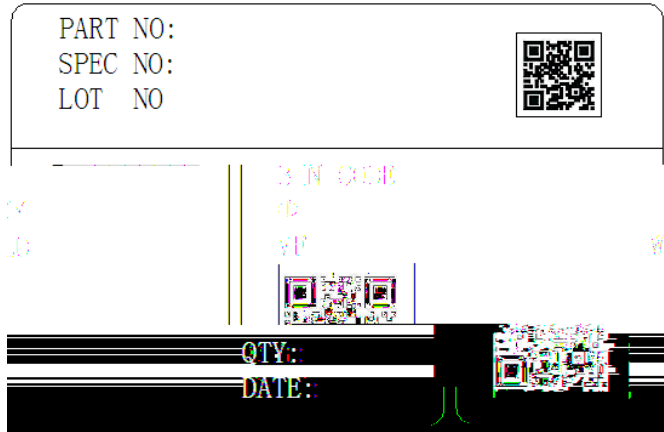


Fig 2-3 Title

|                |                      |
|----------------|----------------------|
| PART NO.       | Part Number 品名       |
| SPEC NO.       | Spec Number 规格       |
| LOT NO.        | Lot Number 批次号       |
| BIN CODE       | Bin Code 参数代码        |
| Φ              | Luminous flux 光通量    |
| XY             | Chromaticity Bin 色区  |
| V <sub>F</sub> | Forward Voltage 正向电压 |
| WLD            | Wavelength 波长代码      |
| QTY            | Packing Quantity 数量  |
| DATE           | Made Date 生产日期       |

### 2.2 Moisture Resistant Packing 防潮包装

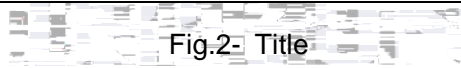


Fig.2- Title

### 2.3 Cardboard Box 包装纸箱

Fig.2- Title

## 2.4 Reliability Test Items And Conditions 信赖性测试项目及条件

Table 2-3 Title

| Test Items<br>项目                                      | Ref.Standard<br>参考标准 | Test Condition<br>测试条件                | Time<br>时间 | Quantity<br>数量 | Ac/Re<br>接收/拒收 |
|---|----------------------|---------------------------------------|------------|----------------|----------------|
| Reflow<br>回流焊   | JESD22-B106          | Temp:260 max<br>T=10 sec              | 2times.    | 10Pcs.         | 0/1            |
| Temperature Cycle<br>温度循环                             | JESD22-A104          | 100 30 min.<br>↑↓5 min<br>-40 30 min. | 300Cycles  | 10Pcs.         | 0/1            |
| Thermal Shock<br>冷热冲击                                 | JESD22-A106          | -40 15min<br>↑↓10sec<br>100 15min     | 300Cycles  | 10Pcs.         | 0/1            |
| High Temperature Storage<br>高温保存                      | JESD22-A103          | Temp.:105                             | 1000Hrs.   | 10Pcs.         | 0/1            |
| Low Temperature Storage<br>低温保存                       | JESD22-A119          | Temp.: -40                            | 1000Hrs.   | 10Pcs.         | 0/1            |
| Life Test<br>常温老化                                     | JESD22-A108          | Ta=25<br>If =150mA                    | 1000Hrs.   | 10Pcs.         | 0/1            |
| High Temperature<br>High Humidity Life Test<br>高温高湿老化 | JESD22-A101          | 60 / 90%RH<br>If=150mA                | 1000Hrs.   | 10Pcs.         | 0/1            |

## 2.5 Criteria For Judging Damage 失效判定标准

Table 2-4 Title

| Test Items<br>项目                                      | Symbol<br>符号 | Test Condition<br>测试条件 | Criteria For Judgement<br>判定标准                           | Applicable project<br>适用项目   |
|---|--------------|------------------------|--|--|
| Forward Voltage<br>正向电压                               | Vf           | If =150mA              | ≤±10%  | Reflow<br>Temperature Cycle<br>High and Low<br>Temperature<br>Storage<br>Life Test |
| Luminous Flux<br>光通量                                  | Φ            | If =150mA              | Maintenance≥85%<br>光通维持率                                 | High Temperature<br>High Humidity Life Test  |
| High Temperature<br>High Humidity Life Test<br>高温高湿老化 | /            | If =150mA              | No open circuit, shortcircuit or<br>flicke<br>无开路,短路, 闪变 | High Temperature<br>High Humidity Life<br>Test                                     |

Notes 备注:

1.The Reliability tests are based on Refond existing test platform.

可靠性测试基于瑞丰现有的测试标准。

2. The technical information shown in the data sheets are limited to the typical characteristics and circuit examples of the referenced products. It does not constitute the warranting of industrial property nor the granting of any license. voltage distribution, heat dissipation and others.以上技术数据仅为产品的典型值，只作为参考（以最终双方承认的规格为准），不作为任何应用条件及应用方式的保证，客户端将LED 应用于串、并联线路时，需自行评估电流、电压分配、散热等问题。.

### 3. SMT Reflow Soldering Instructions SMT 回流焊说明

#### 3.1 SMT Reflow Soldering Instructions SMT 回流焊说明

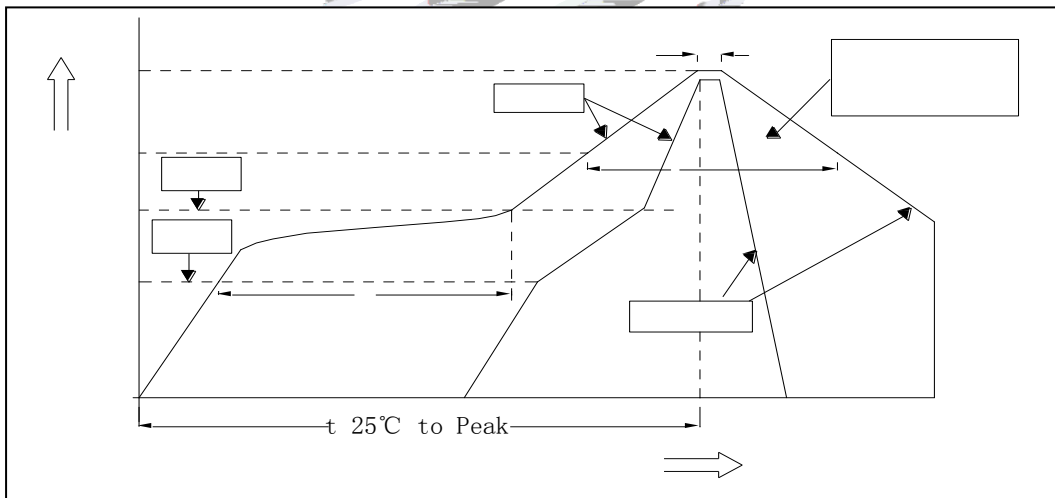



Fig.3-1Title

Table 3-1Title

|   |                      |
|---|----------------------|
| Average temperature rise speed: 平均升温速度 (T <sub>smax</sub> 至T <sub>P</sub> ) | 最高3 °C/秒 Max 3 °C/ s |
| Preheating: minimum temperature 预热: 最低温度 (T <sub>smin</sub> )               | 150 °C               |
| Preheating: Max temperature 预热: 最高温度 (T <sub>smax</sub> )                   | 200 °C               |
| Preheating: Time 预热: 时间 (T <sub>smin</sub> 至T <sub>smax</sub> )             | 60 - 120秒 60s-120s   |



Time limited



The encapsulated material of the LEDs is silicone. Therefore the LEDs have a soft surface on the top of package. The pressure to the top surface will be influence to the reliability of the LEDs. Precautions should be taken to avoid the strong pressure on the encapsulated part. So when use the picking up nozzle, the pressure on the silicone resin should be proper. LED封装胶为硅胶，表面较软，受外力挤压胶体变硬会影响LED可靠性，因此应有预防措施避免在按压器件，当使用吸嘴时，胶体表面的压力应是恰当的。

(2) Components should not be mounted on warped (non coplanar) portion of PCB. After soldering, do not warp the circuit board. LED 灯珠不要焊接在变曲的 PCB 板上，焊接后也不要弯曲电路板。

(3) Do not apply mechanical force or excess vibration during the cooling process to normal temperature after soldering. Do not rapidly cool device after soldering. 回流焊之后冷却过程中，不要对材料施加外力，也不要震动，回流焊后，不要采用激剧冷却的方式。

## 4. Handling Precautions 产品使用注意事项

### 4.1 Handling Precautions 产品使用注意事项

(1) LED operating environment and sulfur element composition cannot be over 100PPM in the LED mating usage material. This is provided for informational purposes only and is not a warranty or endorsement. LED 工作环境及与 LED 适配的材料中硫元素及化合物成份不可超过 100PPM. 这只是一个建议，不作任何品质担保。

(2) In order to prevent external material from getting into the inside of LED, which may cause the malfunction of LED, the single content of Bromine element is required to be less than 900PPM, the single content of Chlorine element is required to be less than 900PPM, the total content of Bromine element and Chlorine element in the external materials of the application products is required to be less than 1500PPM. This is provided for informational purposes only and is not a warranty or endorsement. 为了防止外界物质进入 LED 内部以造成 LED 的损伤，所处环境及所用套件等等，单一的溴元素含量要求小于 900PPM，单一氯元素含量要求小于 900PPM，溴元素与氯元素总含量必须小于 1500PPM. 这只是一个建议，不作任何品质担保。

(3) VOCs (Volatile organic compounds) emitted from materials used in the construction of fixtures can penetrate silicone encapsulants of LEDs and discolor when exposed to heat and photonic

energy. The result can be a significant loss of light output from the fixture. Knowledge of the properties of the materials selected to be used in the construction of fixtures can help prevent these issues. Refond advises against the use of any chemicals or materials that have been found or are suspected to have an adverse affect on device performance or reliability. To verify compatibility, Refond recommends that all chemicals and materials be tested in the specific application and environment for which they are intended to be used. Attaching LEDs, do not use adhesives that outgas organic vapor.

LED 内部，在通电产生光子及热的条件下，会导致 LED 变色，进而造成严重光衰，提前了解套件材料能够避免产生这些问题。瑞丰反对使用任何对 LED 器件的性能或者可靠性有害的物质或材料，不管这些材料是已经证实了的还是仅仅怀疑有害。针对特定的用途和使用环境，瑞丰建议对所有的物质和材料进行相容性的测试。在贴装 LED 时候，不要使用能产生有机挥发性气体的粘结剂

(4) Handle the component along the side surface by using forceps or appropriate tools; do not directly touch or Handle the silicone lens surface, it may damage the internal circuitry.通过使用适当的工具从材料侧面夹取，不可直接用手或尖锐金属压胶体表面，它可能会损坏内部电路。




Fig 4-1 Title

(5) In designing a circuit, the current through each LED can not exceed the absolute maximum rating specified for each LED. In the mean while, resistors for protection should be applied, otherwise slight voltage shift will cause big current change, burn out may happen. The driving circuit must be designed to allow forward voltage only when it is ON or OFF. If the reverse voltage is applied to LED, migration can be generated resulting in LED damage. 设计电路时，通过 LED 的电流不能超过规定的最大值，同时，还需使用保护电阻，否则，微小的电压变化将会引起较大电流变化，可能导致产品损毁。电路设计必须保证只有在开启或者关闭的时候出现正向电压的变化，不要施加反压，否则会损坏 LED。

(6) Thermal Design is paramount importance because heat generation may result in the Characteristics decline, such as brightness decreased, Color change and so on. Please consider the heat generation of the LEDs when making the system design. LED 容易因为自身的发热和环境的温度改变而改变，温度升高会降低 LED 发光效率，影响发光颜色，所以在设计时应充分考虑散热问题。

(7) Compared to standard encapsulants, silicone is generally softer, and the surface is more likely to attract dust, requiring special care during processing. In cases where a minimal level of dirt and dust particles cannot be guaranteed, a suitable cleaning solution must be applied to the surface after the soldering of components. Refond suggests using isopropyl alcohol for cleaning. In case other solvents are used, it must be assured that these solvents do not dissolve the package or resin. Ultrasonic cleaning is not recommended. Ultrasonic cleaning may cause damage to the LED. 与其他封装胶相比，硅胶通常较软，表面易吸附脏物，应用时应特别注意，当对产品洁净度要求较高时，回流焊以后需要采用恰当的清洗方式。我们推荐用异丙醇作清洗剂。如需要用到其他清洗剂，必须保证不会破坏封装体，超声清洗可能会对 LED 带来损害，不推荐这种清洗方式。

Table 4-1 Storage 储存

| Conditions<br>种类 |                                    | Temperature<br>温度 | Humidity<br>湿度 | Time<br>时间                     |
|------------------|------------------------------------|-------------------|----------------|--------------------------------|
| Storage          | Before Opening Aluminum Bag<br>拆包前 | ≤30°C             | ≤75%           | Within 1 Year From Date<br>一年内 |
|                  | After Opening Aluminum Bag<br>拆包后  | ≤30°C             | ≤60%           | 24hours<br>24小时                |
| Baking<br>烘烤     |                                    | 60±5°C            | -              | ≥24hours<br>大于24小时             |


(8) If the moisture absorbent material ( silica gel ) has faded away or the LEDs have exceeded the storage time, baking treatment should be performed after unpacking and based on the

following condition ( $65\pm 5$ ) °C for above 24 hours. 如果干燥剂或包装失效，或者产品不符合以上有效储存条件，需拆包后进行烘烤，烘烤条件： $60\pm 5$ °C，大于 24 小时。

If the package is flatulence or damaged, please notify the sales staff to assist. 如果包装胀气或者

(9) Similar to most Solid state devices; LEDs are sensitive to Electro-Static Discharge (ESD) and Electrical Over Stress (EOS). 像其他的半导体电子器件一样，LED 对静电过流击穿非常敏感，需要做好防护。

(10) Other points for attention, please refer to our relevant information. 其它注意事项请参照瑞丰相关资料。







www.refond.com



Declare 申明

This specification is written both in English and in Chinese and the latter is formal.

产品规格书以中英文方式书写，若有冲突以中文版本为准。